

Little Lads & Ladies of Virtue

Preschool & Early Elementary
Character Curriculum



"Let us not be weary in well doing." Gal. 6:9

By Kathie Morrissey

Little Lads & Ladies of Virtue

Copyright: Kathie Morrissey

Published: 25th April 2014

All Rights Reserved. No part of this publication may be reproduced, stored in retrieval system, copied in any form or by any means, electronic, mechanical, photocopying, recording or otherwise transmitted without written permission from the publisher.
You must not circulate this book in any format.

FAITHFULNESS

MEMORY VERSE:

1 Corinthians 4:2

It is required in stewards that a man be found faithful.

DEFINITION:

Faithfulness means following through on your promises.

I WILL...

I will follow God all the time.

I WILL...

I will keep my word.

I WILL...

I will be trustworthy.

FAITHFULNESS

DAY 1

Read the definition to the kids, and have them repeat it with you.

Another way to define faithfulness is doing what you say you will do. Being faithful starts with doing the little things you are supposed to every day. It means obeying what God tells you to do, like obey your parents. It means doing what is right to do all the time, and keeping your promises. People can count on you to do what you say you will do, and to be there every time you should be.

Prayer

Lord, help me to follow through on my promises. I want to be faithful in all that I do, both the little things, and the big things.

Day 2

Review definition, and memory verse.

Teach the “I wills of faithfulness”:

1. I will follow God all the time.
2. I will keep my word.
3. I will be trustworthy

Prayer

Father, help me to always follow You faithfully. May I be a person who can be trusted to keep my word.

Day 3

Review definition, memory verse, and “I Wills”.

Lesson - Demonstration of Faithfulness

Gather the following items: a penny, cotton balls, paper clips, pen, eraser, and small stuffed animal. Take turns holding the items up in the air and letting go. If you change the way you drop them, does anything change in how they land? You will notice that no matter how you drop them, they always land on the floor. It's impossible for them to land on the ceiling or the wall. Why is that? Because gravity pulls things. The law of gravity is always “faithful” to pull things down. We should be faithful to always be in our place, doing what we should be doing.

Role Play

People who stay true to their word are considered faithful friends. Examples of faithfulness in friendship include doing what you say you will do, keeping secrets, and not repeating unkind things others have said. Role play the following with right and wrong responses.

*Your friend tells you a really exciting secret, and you want to tell just ONE person.

*Your friend hurt your feelings, but then asked you to forgive him.

*You hear someone saying something unkind about your friend.

*You promised your friend you'd go to the library with her in the afternoon, but now you want to stay home and play.

Prayer

Lord, help me to be a faithful friend, and one who is trustworthy. Let me live so people know they can count on me

Day 4

Review definition, memory verse, and "I Wills".

Play Faithful/Unfaithful Game

Tape two sheets of paper on the wall. Write faithful on one, with a smile face on it. Write unfaithful on the other, and put a frown face on it. On post-it notes write the following actions. Read each note to the kids, and have them take turns sticking them on the paper that is correct: Faithful or Unfaithful

*Keeps their word

*Prays everyday

*Breaks a promise

*Reads their Bible everyday

*Shares a secret that someone told them

*Doesn't obey because it is too hard to do

*Doesn't work on their memory verse because they want to play

*Does their job every day without being reminded

*Stands up for their friend when someone is being unkind to her

*Promises to play a game with sister after lunch, then says she doesn't want to

*Practices their piano lesson every day without being reminded

*Goes to baseball practice even though he's tired

Prayer

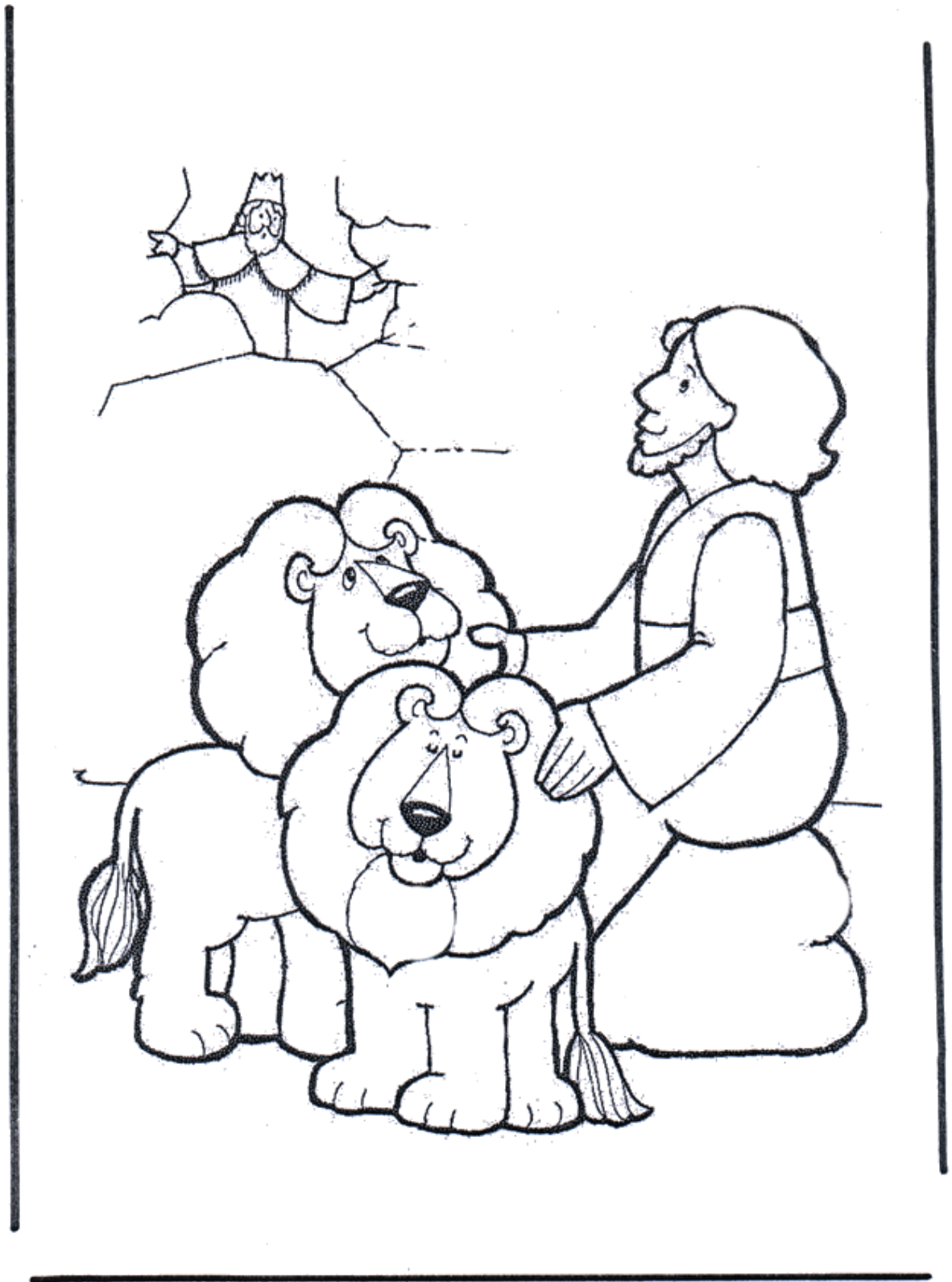
Father, please help me be faithful in the big and small things, even when I don't feel like it. Help me to remember that I am being faithful to You when I keep my word.

Day 5

Review definition, verse, and the "I Wills" together.

Have each child say them to you separately. Give reward sticker for chart when they can complete all of them correctly.

FAITHFUL



KINDNESS

MEMORY VERSE:

Ephesians 4:32a

Be ye kind one to another.

DEFINITION:

Kindness is treating others with tender, gentle words and ways.

I WILL...

I will treat others as I would like to be treated.

I WILL...

I will use kind words.

I WILL...

I will use my hands in a kind way.

KINDNESS

DAY 1

Read the definition to the kids, and have them repeat it with you.

When you are kind, you treat others the way you want to be treated. For example, do you like it when someone is mean to you? Then be kind to them. Do you like it when someone is selfish? No – then be kind and share. Always ask yourself “Is this how I’d like someone to treat me?”

Prayer

Lord, help me to remember to treat others the way I would like to be treated. Help me to love them like You do.

DAY 2

Review definition and memory verse.

Teach the “I wills of kindness”

1. I will treat others as I would like to be treated.
2. I will use kind words.
3. I will use my hands in a kind way.

Prayer

Father, help me to remember to be kind with my words, and my actions, and to love others daily.

Day 3

Review definition, memory verse, and “I Wills”.

Lesson

The opposite of kindness is meanness. This would include mean words and actions, selfishness, and rudeness.

Show the kids a tube of travel size toothpaste. Ask if anyone thinks they can squeeze the entire tube of paste out, and then put it back into the tube? No one will think they can probably. Proceed to squeeze the entire tube onto a paper plate and show how it cannot be put back in.

Tell them how this can be compared to our words and how we treat one another. Explain that once we say unkind words... we can't take them back. We can apologize but it's still out there and has hurt the person we said them to.

Prayer

Lord, help me to be careful with the words I say, and to remember how much unkind words can hurt others. Help me to be loving in all that I say.

Day 4

Review definition, memory verse, and “I Wills”.

Play Law of Kindness

Share the verse from Proverbs 31:26. The virtuous woman opens her mouth with wisdom, and in her tongue is the law of kindness. You should make it a practice (or law) to only speak kind things.

Get a Styrofoam cup for each child. Let the kids write their name on their cup, and decorate it as desired. Give each child a roll of nickels, and have them put them in their cup.

Explain that for the rest of the week, that if they break the law of kindness, they will have to give a nickel to the person they spoke to unkindly. At the end of the week, the kids get to keep the nickels in their cup. This keeps the kids really thinking about their words, and the money gives some extra incentive to be careful to speak kindly.

Prayer


Lord, thank you for your kindness to us. Please help me not to break the law of kindness with my words, or use actions that aren't kind.

Day 5

Review definition, verse, and the “I Wills” together.

Have each child say them to you separately. Give reward sticker for chart when they can complete all of them correctly.

KINDNESS



Lads & Ladies of Wisdom

Elementary Character Curriculum

[Sequel to Little Lads & Ladies of Virtue]



"Let us not be weary in well doing." Gal. 6:9

By Kathie Morrissey

Little Lads & Ladies of Wisdom




Copyright: Kathie Morrissey

Published: 1st March 2015

All rights reserved. No part of this publication may be reproduced, stored in retrieval system, copied in any form or by any means, electronic, mechanical, photocopying, recording or otherwise transmitted without written permission from the publisher.
You must not circulate this book in any format.

Week 14: A Wise Person Is Obedient

Memory Verse:
Proverbs 3:1

	#1 - A wise person will receive commands.
	#2 – A wise person remembers God's commands.
	#3 – A wise person's path is guided by God's commands.

Day 1

Read Proverbs 13:1, Proverbs 6:20

These verses teach us that a wise person obeys! He listens to his parent's rules, and He obeys God's commands. One of the best ways to show God you love Him is by obeying Him.

If your parents told you to do something, and you defiantly said "No!", do you think they would feel very loved? After saying no, would you go over and hug your Mom, and say "I love you"? Probably not! When you don't obey your parents, it's because you are loving yourself. You want to do what YOU want, and not what God or your parents want. Show your love for God by being obedient!

Practice the memory verse.

Activity

Give each of the kids a sheet of paper. Have them draw a big O in the middle for obedience. At the top have them write "I show my love by obeying." Tell them that when you see them being obedient, you will let them draw a heart on their chart. (or give them a heart sticker)

Watch throughout the week for opportunities to give them stickers, reminding them that obedience shows their love to you and God.

Prayer

Lord, please help me to be obedient to my parents. I love you and want to please you, and obey your commands. Help me to show my love for you by my obedience.

DAY 2

Read Proverbs 10:8

A wise person will receive commandments. Do you think that means that because you are wise, everyone is going to start ordering you around, and commanding you to do

things? No! This means that when someone does give you commands, you accept and obey them.

The proud person, who is foolish, doesn't like to accept commands. They may argue when told to do something, they might ask why with a bad attitude, or just not do what they were told to do. The wise person may not understand why sometimes, but he will still obey because he wants to do what is right.

 **Key #1 – A wise person will receive commands.**

Practice the memory verse and Key #1.

Activity

Play Follow the Leader, letting the kids take turns leading. Every once in a while, when the leader does something, be difficult about it. Say you don't want to do it that way, or you want to do something different, or ask WHY are you making us do that?

Afterwards, explain that you weren't always willing to obey, and follow the leader. Since we want to be wise and be followers of Jesus, we need to listen and let Him lead.

Prayer

Father, please help me to willingly accept your commands and obey them. Help me to obey my parents, and not argue and question their rules. Give me strength to obey and do right.

Day 3

Read Proverbs 3:1

We are being reminded in this verse that we need to remember what God's commands are. He doesn't want us to forget them, and do things our own way rather than obeying His laws.

If you are wise and really want to please God, you will remember to obey what your parents have told you to do or not do, even when they aren't there watching. This means listening to what they tell you, and asking God to help you to remember to obey.

 **Key #2 - A wise person remembers God's commands.**

Practice the memory verse and Key #1, 2.

Activity

You will need some dirty pennies, two small bowls, salt, vinegar, q-tips.

1. Tell the kids you just read how to clean dirty pennies with vinegar, and you are going to try it.
2. Put some pennies in the bowl. Dip the q-tip in vinegar and try to clean the pennies. (It won't do much) Act very disappointed in the results. Then say "Oh, maybe I should read the directions!" Read your paper, and say "OH! I forgot that I was supposed to mix salt into the vinegar."
3. Have your kids help you stir 1 tablespoon of salt into 1/4 cup of vinegar. Have them stir till the salt is dissolved.

4. Put the pennies into the mixture. You may need to stir the solution a bit. The pennies will become clean and shiny. ([Idea from Kids of Integrity](#))

Afterwards, remind the kids that reading God's Word (instructions) will help them to remember his commands, so they can obey Him.

Prayer

Lord, I want to be obedient to you and your commands. I also want to be obedient to my parents. Please help me to listen and remember what I am told, and help me to obey.

Day 4

Read Proverbs 6:23, Psalm 119:105

Has your brother or sister ever asked you to get something from their room for them at night, when it was dark? If so, you probably had a bit of trouble finding it, so you turned a light on to help you see where it was.

God's commands give light, or show us the path to take.

His commands are like a light that shines to show us the path He wants us to take. If we obey His Word, we will be able to see. We will recognize what is wise and what is foolish.

 **Key #3 - A wise person's path is guided by God's commands.**

Practice the memory verse and Key #1, 2, 3.

Activity

In the evening, play Flashlight Tag with the kids. Give them each a flashlight, and turn all the lights off in the house. One person goes in the bathroom and shuts the door and counts to 100 to give every one time to hide. Those hiding can use their lights to see where they want to hide, then turn them off when they are hidden.

When the person who is "It" is done counting, he turns on his flashlight and shines it to guide him as he walks and looks. When he finds the first person, they work together then to find the next one, and so on until everyone is found. Let them take turns being "It" until everyone has gotten to look for the others.

Remind them that it was much easier to see where to go when they had a light on their "path". God's commands give us light, just like the flashlight gave them light and direction.

Prayer

Lord, thank you that you give us your Word and commands to direct our paths. Help me to seek your direction in my life, and to obey your commands.

Day 5

Practice the memory verse, and three Keys together.




Have each child say them to you separately. Give "treasure" for chart when they can complete them correctly.

Week 14 Coloring Page



Week 19: A Wise Person Practices Purity

Memory Verse:
Proverbs 4:23

	#1 - A wise person is pure in his motives.
	#2 – A wise person is pure in his thoughts.
	#3 – A wise person is pure in his speech.

Day 1

Read | Timothy 5:22b (Keep yourself pure)

This is a clear Bible command that God gives to us to keep ourselves pure. Pure means clean, and involves habits of clean thoughts, speech, and motives. Just like you have been taught to be clean in your eating habits, it's just as important that you practice guarding your heart and mind.

Purity is something that you have to actively pursue, as the world and the devil try to tempt you in seemingly innocent ways, that will lead to impurity. As a Christian, you should be different from the world, and separated from their impurity. Just like you don't want a little rottenness in your food, you don't want to let any impurity in your heart or mind.

Practice the memory verse.

Prayer

Lord, please help me to stay in your Word and keep it in my mind and heart so that I will stay pure. Protect me from the temptation of the world, and help me to guard my heart and mind.

DAY 2

Read Proverbs 4:23

Your motives come from your heart, and God is concerned with our hearts. This doesn't mean our physical heart, but refers to the spiritual center of life. It is where thoughts, desires, sense of purpose, will, understanding, and character reside. So, to be pure in your motives, or heart, means to be pure in who you actually are. It's not enough to look pure on the outside by the right actions, but your heart also must be pure. This means pure desires, motives, and goals.

Your desires and goals should be motivated by love for Christ, and wanting to make Him happy. Rather than living for self and the desires of your heart, you should live for God. One of the most important things you can do to be wise, is to guard your heart and keep your motives pure.

Key #1 – A wise person is pure in his motives.

Practice memory verse, and Key #1.

Activity

Put a big bowl on the table in front of the kids. Tell them that it represents them - their heart and their mind. Remind them purity is about being clean in your heart, mind, and conversation. Talk about impure things they can say, think, or do. For example:

- Saying mean things
- Listening to a bad joke about someone else
- Planning in your heart to do something for a selfish reason
- Watching something bad on TV
- (List things your kids may struggle with)

Draw sad and mean faces on ping pong balls as you talk about them. Drop each ping pong ball into the bowl until the bowl is full.

Ask the kids how they could get those bad things out of their hearts and minds, and tell them that is the reason impure thoughts and motives are so bad. You can't just get rid of them. They won't leave on their own.

God's Word is what makes our minds and hearts clean and pure.

Pour clean water into the bowl with the ping pong balls to represent God's Word cleaning our minds and hearts. The

more water you add, the more the impure thoughts and actions will rise to the top and fall out of the bowl. Then remind the kids that by filling their minds with God's Word the impure things won't have a place to stick, and will be washed out. (Activity from Ohamanda.com)

Prayer

Father, please help me to have the right desires and be motivated by a love for You. Help me to work to keep my heart pure.

Day 3

Read Psalm 119:9

Keeping your mind pure means being careful what you think about. This verse tells us that we will cleanse our way by obeying God's Word. The more you read God's Word, the more your thoughts will be pure. Reading things you shouldn't, or watching TV shows that are bad will fill your mind with the wrong things.

You need to guard your mind, because the road to sin starts in your mind. When you do something that is wrong, or sin, it never "just happens". Sinful acts begin as attitudes or temptations in your mind. Before you went and took that cookie Mom said you couldn't have, you thought about it. You let yourself keep thinking about it, and then you acted on it.

A good guideline or rule to live by is not to allow yourself to keep thinking about anything that God would not want you

to do. Don't allow yourself to think about sinning or ways you could go about sinning.

What do you think about most often? You should try to center your thoughts on Godly things, and how you can be a blessing to others, rather than thinking about yourself. Remember that even though others don't know what you are thinking, God knows your thoughts.

 **Key #2 - A wise person is pure in his thoughts.**

Practice the memory verse and Key #1, 2.

Activity

You will need a cup with sugar, a cup with salt, and a cup with half sugar/half salt.

Tell the kids you have something that is yummy and sweet. It's something that is used on cereal, in Kool-Aid, and in candy.

Ask one of them to come try a sample from one of your cups. Have them sample the cup with the salt and sugar mixture. When they say it's yucky, reply with surprise saying how much sugar you put in it. Then say that it must not work to dilute sugar with salt and still have it taste good, and that pure sugar would taste a lot better. The reason is because sugar loses its sweetness when you mix it with lots of salt. Have them taste the sugar separately then, to see how sweet it is.

Explain that we can't mix bad thoughts and attitudes with good ones, and expect to remain pure. Pure sugar tastes good, but diluted sugar doesn't. We need to be pure

Christians that fill our hearts and minds with God's Word, rather than impure thoughts and actions.

Prayer

Lord, please help me to guard my mind. I want to keep it pure and clean, and think about Godly things. When I have wrong thoughts, please convict me and help me not to keep thinking about those things.

Day 4

Read Psalm 34:13

As a Christian you should be careful what you say. A wise person controls his mouth, and also uses his words to please God. You shouldn't use bad language, or words that mean the same as swear words, like "Oh my gosh". You shouldn't say things that aren't nice, or have a bad meaning.

It's also important to think about HOW you say things. Do you speak with a Godly attitude to your parents, and speak kindly to others?

The words that you speak show what is in your heart, which is why it's also very important to guard your heart.

 **Key #3 – A wise person is pure in his speech.**

Practice the memory verse and Key #1, 2, 3.

Activity

You will need a box of pudding and milk. The pudding will represent worldliness and the milk will represent spiritual

purity. Show the kids each item. They are two separate items. Each is independent of the other. Now mix them together.

Ask one of the kids to come up and take your milk back out of the pudding. Note that the milk cannot be removed. It is now a part of the impurity. Explain that when you mix the impure with the pure the whole thing becomes impure.

Prayer

Lord, thank you for giving me a healthy body. Help me to remember that it belongs to you, and that I need to take care of it, and keep it pure.

Day 5

Practice the memory verse, and three Keys together.

Have each child say them to you separately. Give "treasure" for chart when they can complete them correctly.

Week 19 Coloring Page

